

## Instructions to create account and log in to online learning.

### Step 1.

You must be invited by WAIFS to participate in the course. Once you are invited, you will receive an email from [notifications@instructure.com](mailto:notifications@instructure.com). You must open this email and click on the 'Get Started' button.

**From:** Instructure Canvas <[notifications@instructure.com](mailto:notifications@instructure.com)>  
**Date:** March 25, 2020 at 10:46:37 AM GMT+8  
**To:** [fero.krisanda@waifs.wa.edu.au](mailto:fero.krisanda@waifs.wa.edu.au)  
**Subject:** Course Invitation  
**Reply-To:** [reply+ad0b309d49d1fdd1-11137~1079-1585104324@notifications.canvaslms.com](mailto:reply+ad0b309d49d1fdd1-11137~1079-1585104324@notifications.canvaslms.com)

You've been invited to participate in a class at [waifs.instructure.com](http://waifs.instructure.com). The class is called SIT50416 - Diploma of Hospitality Management. Course role: Student

Name: FK  
Email: [fero.krisanda@waifs.wa.edu.au](mailto:fero.krisanda@waifs.wa.edu.au)  
Username: none

You'll need to register with Canvas before you can participate in the class.

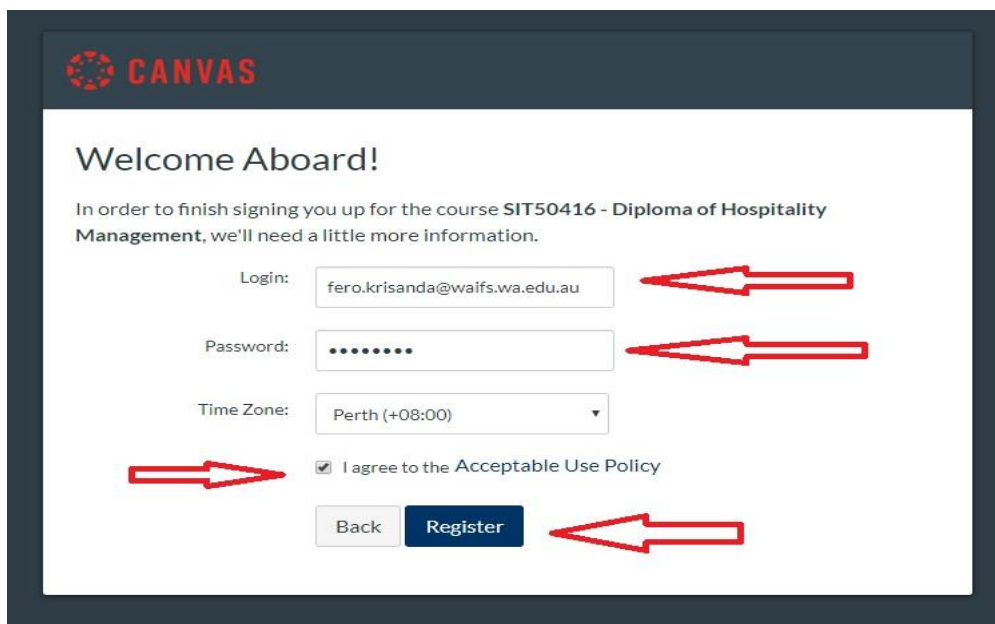
[Get Started](#)



[Click here to view the course page.](#) | [Update your notification settings](#)

### Step 2.

After clicking 'Get Started' button, you will be redirected to the following screen. Please enter your email address, choose a password, agree to the Acceptable Use Policy by ticking the box, and click 'Register'



**CANVAS**

### Welcome Aboard!

In order to finish signing you up for the course SIT50416 - Diploma of Hospitality Management, we'll need a little more information.

Login:

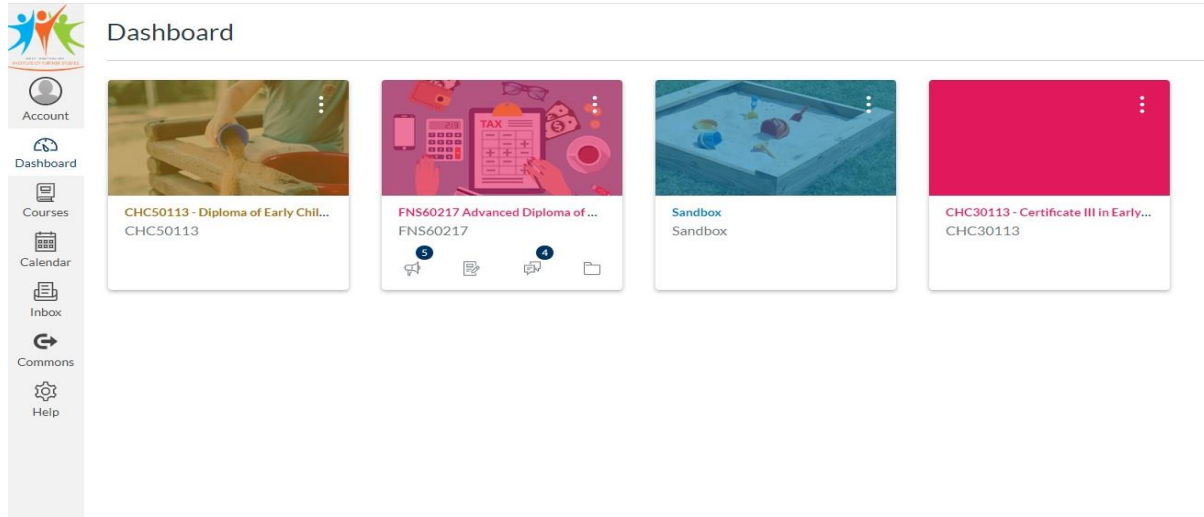
Password:

Time Zone:

☒ I agree to the Acceptable Use Policy


### Step 3.

You will then be redirected to your home screen for online learning and be able to see all courses you have been registered for.



### Step 4.

To Access your online learning platform at any time please go to [www.waifs.wa.edu.au](http://www.waifs.wa.edu.au) and go to Online learning under the Student Services tab.



**Step 5.**

Then click on the Canvas Online Learning Link.

**Student Services**

[Online Learning](#) >  
[Accommodation](#) >  
[Orientation](#) >  
[Mental Health Support](#) >  
[Certificate Validation](#) >  
[Feedback](#) >

[Home](#) / [Student Services](#) / Online Learning

## Online Learning

### Online Learning Platforms

You will be using either the Catapult or CANVAS online learning platform. Instructions about which platform to use and how to login/create an account will be e-mailed to you.

[Catapult Online Learning Link](#)

**[CANVAS Online Learning Link](#)** ←

If you require technical assistance, please e-mail Fero at [fero.krisanda@waifs.wa.edu.au](mailto:fero.krisanda@waifs.wa.edu.au)

For assistance with your studies, please use the relevant e-mail for your course area.

[Business@waifs.wa.edu.au](mailto:Business@waifs.wa.edu.au)  
[Childcare@waifs.wa.edu.au](mailto:Childcare@waifs.wa.edu.au)  
[Hospitality@waifs.wa.edu.au](mailto:Hospitality@waifs.wa.edu.au)  
[Health@waifs.wa.edu.au](mailto:Health@waifs.wa.edu.au)  
[Accounting@waifs.wa.edu.au](mailto:Accounting@waifs.wa.edu.au)  
[English@waifs.wa.edu.au](mailto:English@waifs.wa.edu.au)

For any general inquiries, please contact us on [admissions@waifs.wa.edu.au](mailto:admissions@waifs.wa.edu.au) or call us on (08) 6200 6200.